













FUNDAMENTAL CRIMP STYLES

WOVEN WIRE MESH

TYPE	PHOTOGRAPH	PROFILE VIEW	SQUARE/RECTANGLE	HYBRID CONFIGURATIONS
Plain Crimp (PL)			PLPL / PLPLZ	PLFTZ
Flat Top (FT)			FTFT / FTFTZ	FTPL / FTPLZ
Lock Crimp (LC)			LCLC / LCLCZ	LCPL / LCPLZ
Intercrimp (I3, I5, etc.)			I#I# / I#I#Z	I3PL / I3PLZ, I3I5 / I3I5Z, I5I3 / I5I3Z, I5PL / I5PLZ, I7I3 / I7I3Z, I7I5 / I7I5Z, I7PL / I7PLZ, I9PL / I9PLZ, I9I5 / I9I5Z
Triple Shute (TS)			TS	TSPLZ, TSI3Z

WELDED WIRE MESH

TYPE	PHOTOGRAPH	PROFILE VIEW	SQUARE/RECTANGLE	HYBRID CONFIGURATIONS
Welded (WD)			WDWD / WDWDZ	